

voran.at

voran business lines

machines

machine construction

plant construction

facades

How to find us



voran Maschinen GmbH
 Sales
 Linzer Strasse 30
 A 4650 Edt bei Lambach
 T +43(0)72 49 / 444-0
 F +43(0)72 49 / 444-888
 office@voran.at
 www.voran.at

Production
 Inn 7
 A 4632 Pichl bei Wels

Service hotline
 Monday - Friday, 7 a.m. - 8 p.m.
 Saturday, 7 a.m. - 6 p.m.
 T +43(0)72 49 / 444-200

voran[®]

machinery

Large bin emptying GKE1000 GKE1250



Large bin emptying GKE1000 GKE1250 11/15

🇬🇧 English

Dosed emptying...

Difficult tasks made easy

The GKE1000 is the optimal solution for the dosed emptying of large bins. The bin can be placed in the machine by a lift truck or a forklift. Pressing a button hydraulically tips it. The tipping process stops when the button is released and the bin remains in its current position until the button is pressed again. Pressing a further button returns the empty bin to its initial position where it can be removed again. The device is manufactured from stainless steel and equipped with support feet.

Height-adjustable bin retaining bracket prevents the bin from falling out

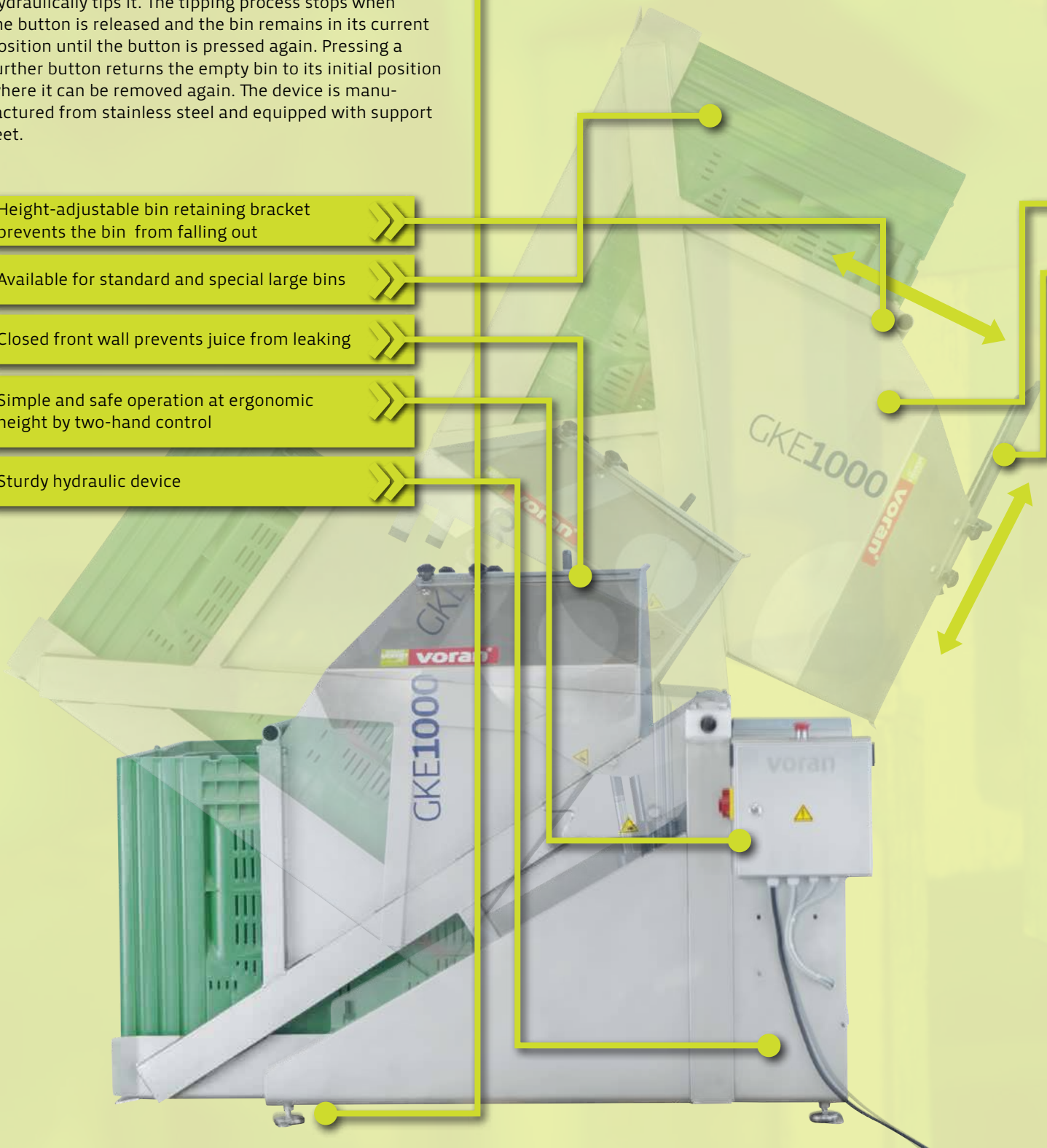
Available for standard and special large bins

Closed front wall prevents juice from leaking

Simple and safe operation at ergonomic height by two-hand control

Sturdy hydraulic device

Adjustable machine feet for easy levelling

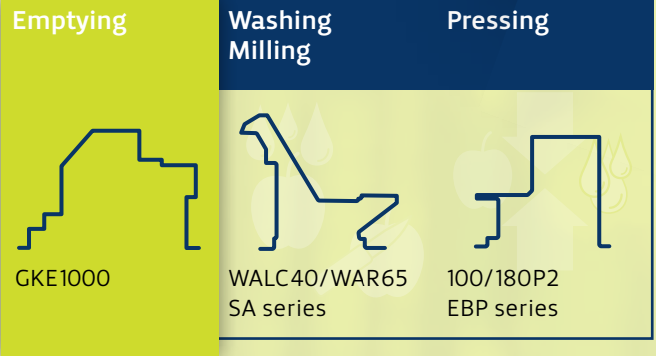


...and processing it further

Washing and Milling

This emptying unit is specially designed for filling the voran® wash/grind combination WAR65 and the WALC40. With the WAR65, the emptying unit can be set at a 90° angle or straight. With the WALC40, this can only be arranged at a 90° angle.

- Optionally: Control located on opposite side
- Corresponding extension hopper available for filling the washing and milling systems WALC40, WAR65, SA200 and SA400.



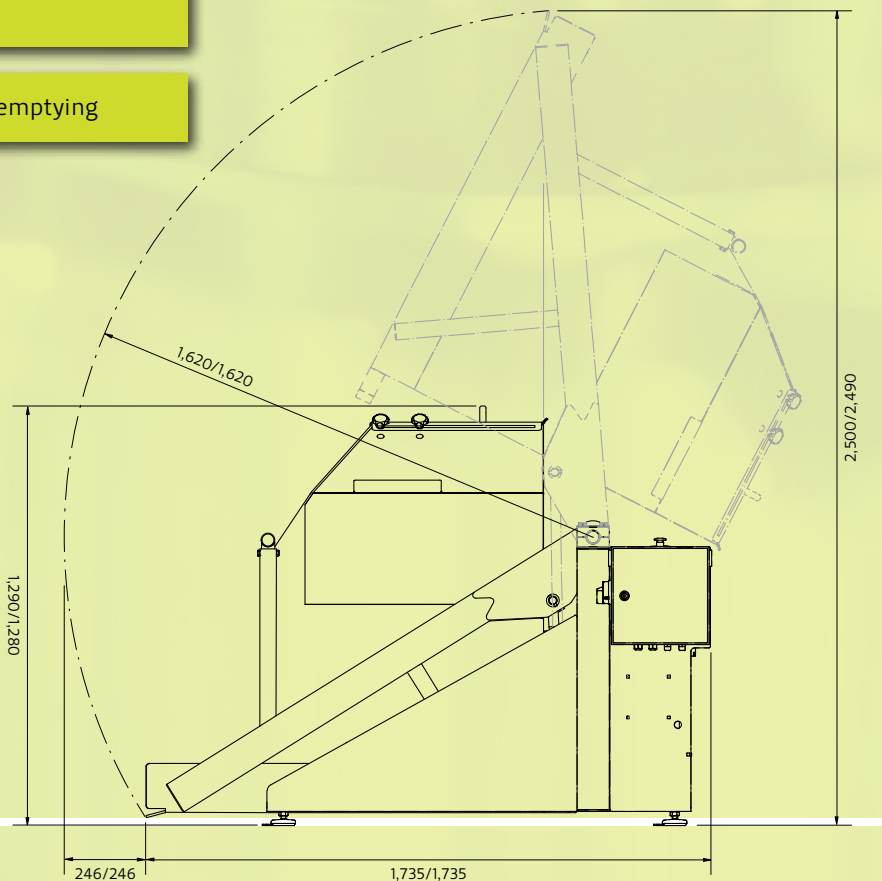
◀ The tipping process can be stopped at any desired position

◀ Dosing slider—enables continuous emptying

GKE1000 GKE1250

Bin sizes

Dimensions in mm	GKE1000	GKE1250
Length <i>min</i>	850	850
Length <i>max</i>	1,400	1,400
Width <i>min</i>	900	1,150
Width <i>max</i>	1,000	1,250
Height <i>min</i>	750	750
Height <i>max</i>	970	970



Model	GKE1000	GKE1250
Maximum lift force in kg/bin	500	500
Rated bin dimensions (Length/width/height) in mm	1,000/1,200/970	1,250/1,200/970
Connected load in kW	1.5	1.5
Electrical connection*	400V/50 Hz (three-phase)	400V/50 Hz (three-phase)
Length/width/height dimensions in mm	1,735/1,460/1,290	1,735/1,710/1,290
Weight in kg	350	350
Ejection width in cm	50	50
Ejection height in cm	90	90
Length of tipping process in sec	20	20
Design	Stainless steel**	Stainless steel**

* Other mains voltages and designs on request

**Fulfil EC 1935/2004